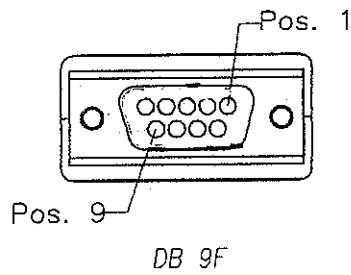
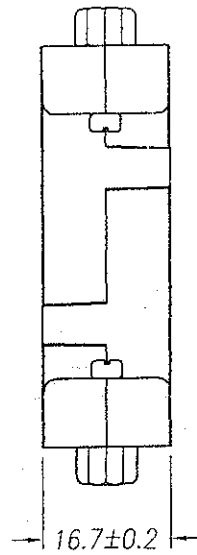
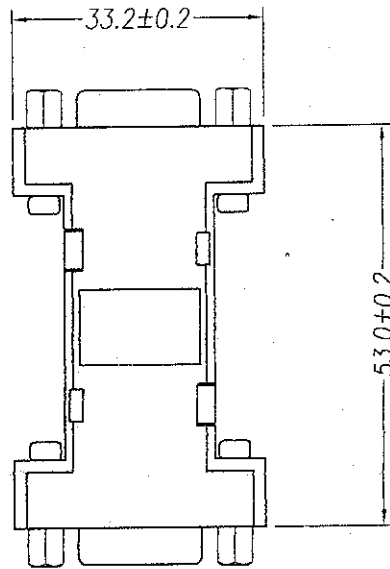
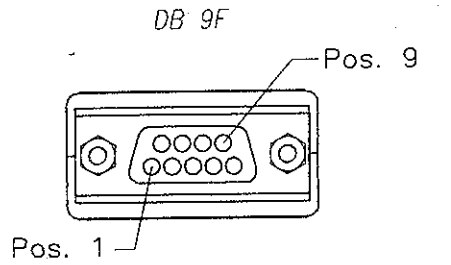


45-515



DB 9F	DB 9F
1	1
2	2
3	3
4	4
5	5
6	6
7	7
8	8
9	9
SHELL	SHELL

TOLERANCES UNLESS OTHERWISE SPECIFIED .XXX ±0.1 .XX ±0.2 .X ±0.5 X ±1 ANGLES ±1	UNITS: MM	MATERIAL: ABS	APPD.:	
	SCALE: 1:1		CHKD.: 10/11	
		PO.: 45-515	DR.: 03.10.11	SIZE: A4
		REV.:		VER.: A